

Instant Value Creation for SMEs with **Dataspace OS NOVA**

Third Eclipse Tractus-X Community Days

Stuttgart | ARENA2036 | December 2024

Niklas Midolo
Product & Strategy Manager

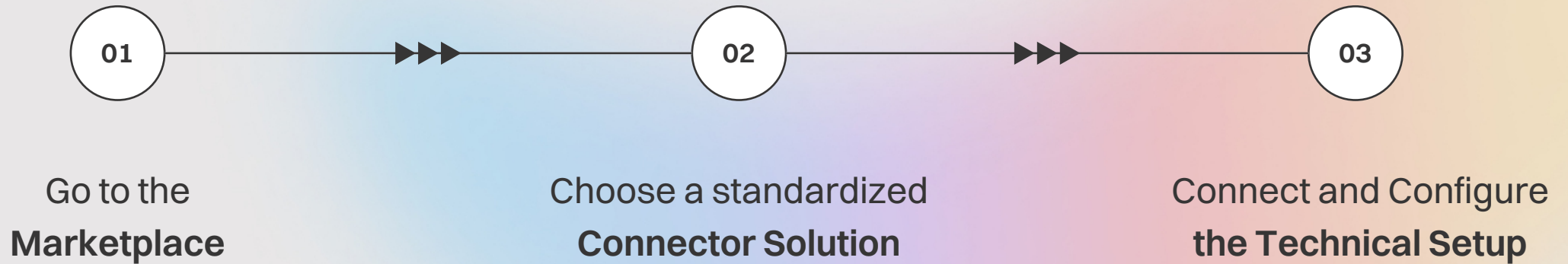
Drive the Change

Focus on your core business while we ensure your smooth dataspace integration

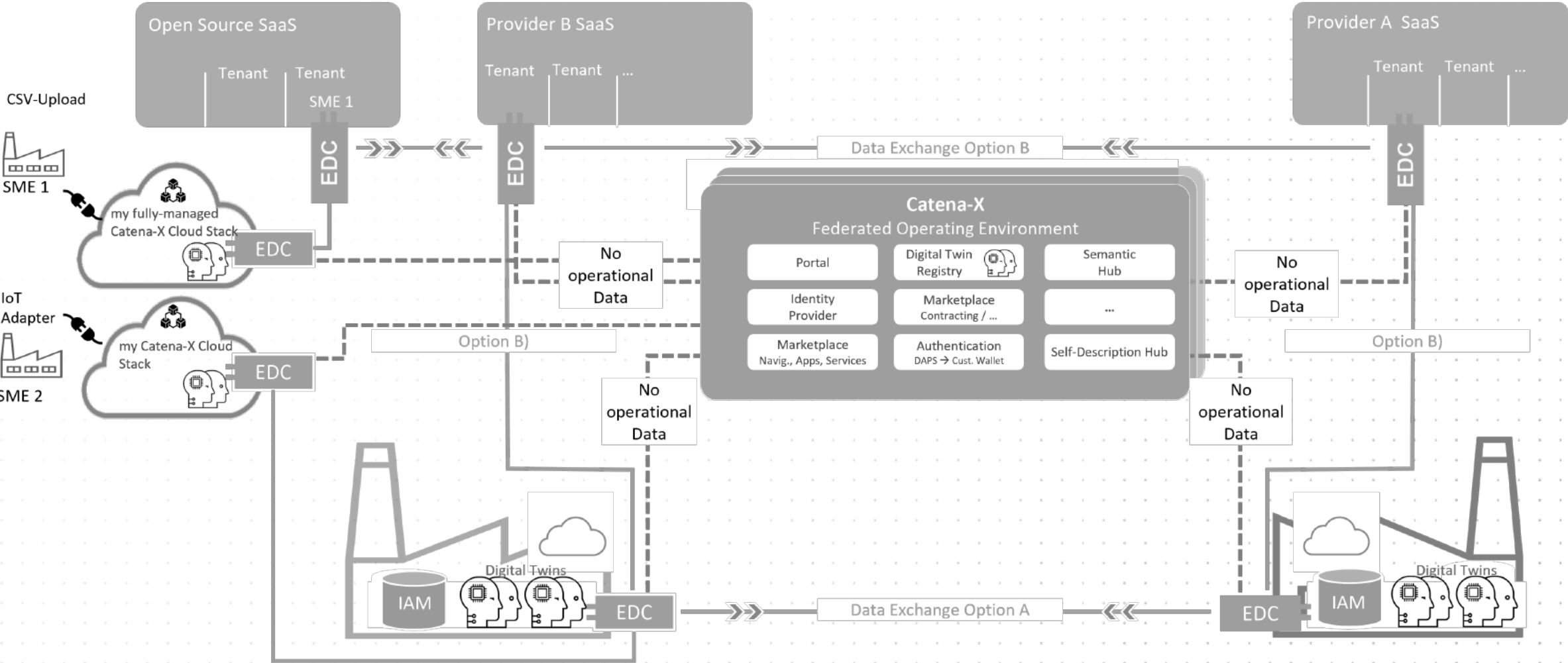
Cofinity-X provides exclusive access to the Catena-X
dataspace. Then we empower you to exploit its full
potential for your long-term success.

Deep Dive

Connect to the Dataspace



Data-exchange in a Data-Ecosystem



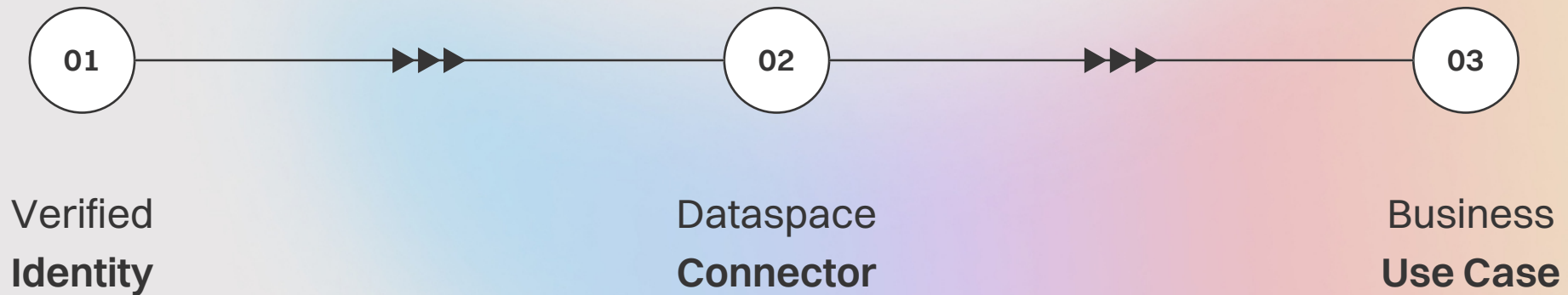
Drive the Change

We are highly aware of the
multiple efforts it takes to
participate in a Dataspace.

Cofinity-X is here to support
you every step of the way.



What are **three essential elements** to participate in dataspace?





Cofinity-X

Dataspace OS

Connector-as-a-Service

Available
NOW



**Connector-
as-a-Service**



EDC Connector

Configure Eclipse Dataspace Components

DTR

Digital Twin
Registry

SMS

Submodel
Service



Share Data Set Assistant



Get Data Set Assistant



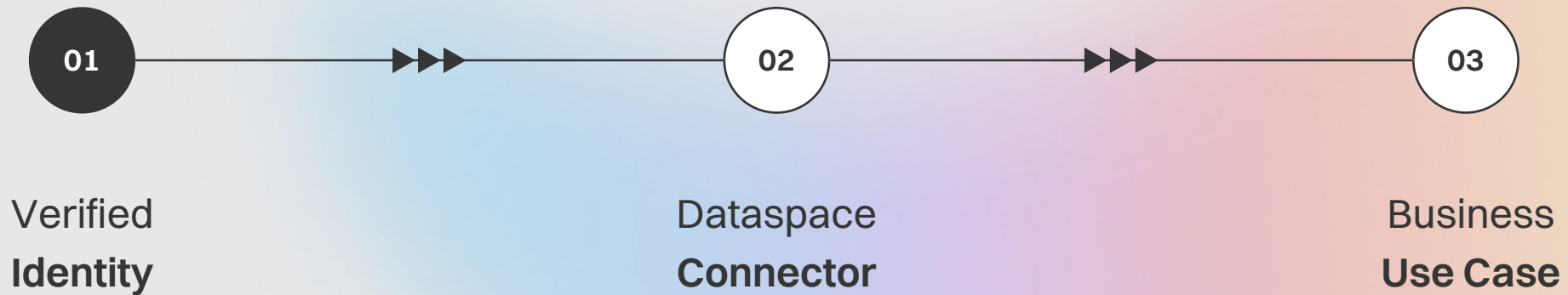
Login


Username or email

Password

Login

What are **three essential elements** to participate in dataspace?





ALL RIGHT, DATASPACE CONNECTOR, GOT IT...

... AND NOW?



Cofinity-X

NOVA

Dataspace OS

Connector-as-a-Service

Immediate Use Case Value

Dataspace OS **NOVA**

Customer Voices from Small & Medium-Sized Enterprises

Motivation



How can small and medium-sized suppliers be motivated to use Catena-X / Cofinity-X?

Modus



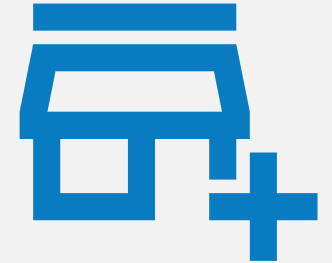
13 Participants,
each 45- 60 min.
Interviews*

Participants



C-Level,
Business Function Leads,
Supply Chain Experts

Companies



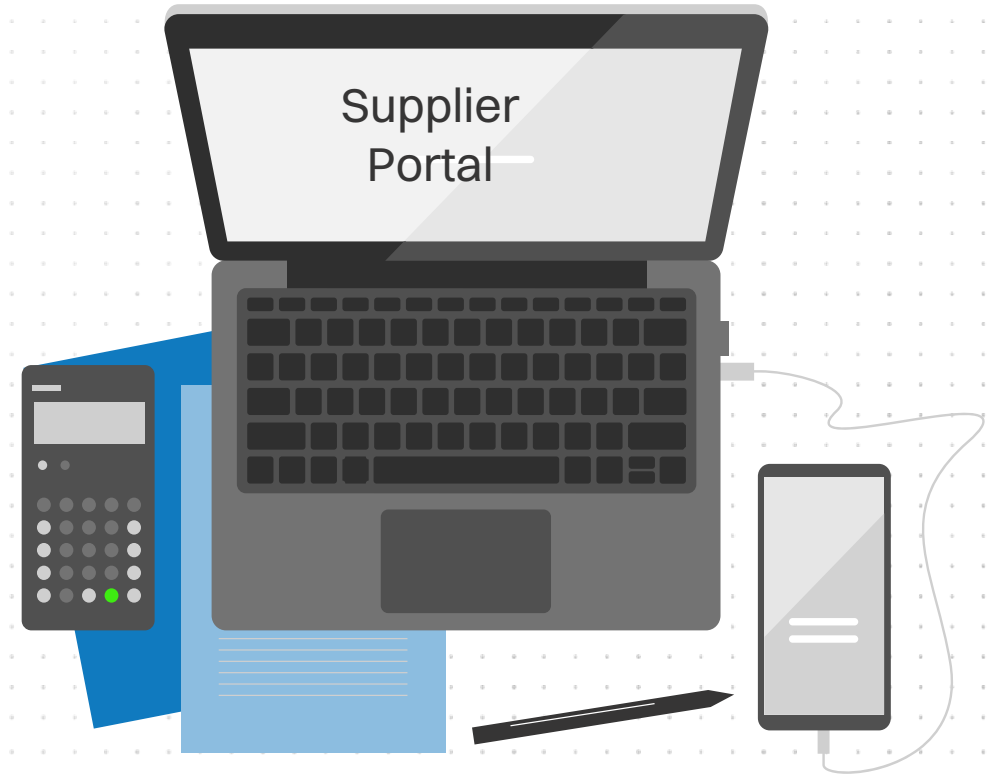
Supplier Automotive
100 - 1.000 Employees
10 - 250 Mio. € Revenue
DACH Region

Dataspace OS **NOVA**

Customer Voices from Small & Medium-Sized Enterprises

Automotive SME suppliers act in a **dynamic market**.
Internal and external inefficiencies as well as scarce
resources for digitization are key challenges.

Managing Supplier Portals can result in
up to **56 hours of effort*** per week
and blocks **1,4 FTE.***



Dataspace OS **NOVA**

With Dataspace OS Nova, we give you the possibility to:



Realize Immediate Value

...by implementing Use Case Applications, that are...



Solving a Business Challenge

...In a very simple and intuitive manner,...



Directly Integrated

...into our Connector Application Dataspace OS.

Dataspace OS **NOVA**

Realize Immediate Use Case Value with the following Features



Company Profile

Q4 / 2024

Showcase your companies profound Dataspace Knowledge and become "Dataspace Ready"!



Certificate Management

Q1 / 2025

Manage decentral all your certificates you need to provide as a Tier-n Supplier in the Automotive Supply Chain.

Dataspace OS

← Back

1 Create company profile — 2 Define company offering — 3 View summary & publish

Create Company Profile

Create company profile

Displayed company name*

Industry*

Number of employees*

Year founded*

Description

Logo*

Drag and drop your logo here, or click to browse file

Dataspace OS

← Back

Certificate Mgmt.

Certificates of your Company

🔍 Search for, name, version, ... All Reset + Add Certificate

#	TYPE	CERTIFIER	VERSION	REGISTRATION NO.	VALID UNTIL	ACTIONS
1	ISO 45001	TÜV	2015	3160187	28.02.2025 ✓	⋮
2	ISO 50001	DQS	2008	002678	31.08.2025 ✓	⋮
3	IATF 16949	TÜV	2016	81221903	31.05.2024 ⌛	⋮
4	ISO 14001	TÜV	2022	12812932	31.12.2023 ✖	⋮
5	AEO	DQS	-	542329233	31.12.2027 ✓	⋮
6	ISO 22301	DQS	2011	23423423	30.04.2025 ✓	⋮
7	VDA 6.4	DQS	-	234364545	31.01.2026 ✓	⋮

Realize Immediate Value

Solving a Business Challenge

Directly Integrated

Demo



Cofinity-X

NOVA

Dataspace OS

[Company Profile](#)

*available with Jupiter Q4 / 2024

Dataspace OS **NOVA**

Preview: Company Profile

The screenshot displays the Dataspace OS Nova user interface. At the top left is the 'Dataspace OS' logo, and at the top right is the 'User Name' field with an external link icon. A left-hand navigation sidebar contains three main sections: 'NOVA' (highlighted), 'COMPANY PROFILE' (with a 'Profile Center' sub-item and 'Create Profile' link), and 'CERTIFICATION MGMT' (with 'Your Certificates' and 'Partner Certificates' sub-items). The main content area features a breadcrumb '← Dataspace OS' and a heading 'Welcome to Dataspace OS Nova' with the subtext 'Realize immediate Use Case Business Value with our Nova Applications.' Below this, there are three primary content blocks: 1) 'COMPANY PROFILE' containing a 'Profile Center' card with a description, two bullet points, and two links: 'Create company profile' and 'Manage your profile'. 2) 'CERTIFICATION MGMT' containing a 'Your Certificates' card with a description, two bullet points, and two links: 'Add new certificate' and 'Manage your company certificates'. 3) A 'Partner Certificates' card with a description, three bullet points, and a link: 'Explore partner certificates'. A 'Help Center' icon is located at the bottom left of the interface.

Step 1

Company Profile

*available with Jupiter Q4 / 2024

Create a Company Profile and fill out your companies' details

Company Profile

*available with Jupiter Q4 / 2024

Describe the products
and services your
company offers

The screenshot shows the 'Create company profile' form in the Dataspace OS interface. The form is part of a three-step process: 1. Create company profile, 2. Define company offering, and 3. View summary & publish. The form includes the following fields:

- Displayed company name***: Text input field containing 'Cofinity-X GmbH'.
- Industry***: Dropdown menu with 'Software; Consulting; Information Technology Services' selected.
- Number of employees***: Dropdown menu with '50-100' selected.
- Year founded***: Dropdown menu with '2023' selected.
- Description**: Text area containing the text: 'Cofinity-X is enabling data exchange across the automotive supply chain. As the first and only operator for the Catena-X dataspace, Cofinity-X enables the secure and sovereign exchange of data between all participants in the automotive industry. Revolutionize your collaboration today.' Below the text area is a character count: '0 characters. (min. 15 and max. 500 characters)'.
- Logo***: Image upload area with the text 'Drag and drop your logo here, or click to browse file' and 'Accepted file type: PNG, JPEG | max. upload: 5 MB | size: 350 x 200 px'. The Cofinity-X logo is visible in the center.

A 'Next' button is located at the bottom right of the form.

The screenshot displays the Cofinity-X website interface. At the top left is the Cofinity-X logo, and at the top right are 'Log in' and 'Menu' buttons. Below the logo is a tagline 'The Catena-X Network'. The main heading reads 'Bringing companies together to share data'. A search bar with a magnifying glass icon and a search button is present. Below the search bar are two filter sections: 'Main industry' and 'Sub industry', each with a dropdown menu labeled 'Choose an option'. The main content area features the Cofinity-X logo and the text 'Services Cofinity-X GmbH As the first and only operator for the Catena-X dataspace, Cofinity-X ...'.

Company Profile

*available with Jupiter Q4 / 2024



Become present with
your Company Profile
on our Website

Demo



Cofinity-X

NOVA

Dataspace OS

Certificate Management

*available end of Q1 / 2025

Dataspace OS **NOVA**

Early Preview: Certificate Management

Step 1

Certificate Management

*available end of Q1 / 2025

Mange all your
Supplier Certificates,
simple & intuitive

The screenshot shows the Dataspace OS Nova interface. The top navigation bar includes the Dataspace OS logo, a 'NOVA' button, and a 'User Name' field with an external link icon. The left sidebar contains a 'COMPANY PROFILE' section with a 'Profile Center' button and a 'CERTIFICATION MGMT' section with 'Your Certificates' and 'Partner Certificates' options. The main content area is titled 'Welcome to Dataspace OS Nova' and includes a sub-header 'COMPANY PROFILE' with a 'Profile Center' card. Below this is another 'COMPANY PROFILE' section with a 'Your Certificates' card and a 'Partner Certificates' card. The 'Your Certificates' card lists 'Secure certificate storage & exchange' and 'Automated status notifications'. The 'Partner Certificates' card lists 'Secure certificate overview & exchange', 'Validated by trusted authorities', and 'Define your sharing partners'. A 'Help Center' icon is visible in the bottom left corner.

Dataspace OS **NOVA**

Early Preview: Certificate Management

Step 2

Certificate Management

*available end of Q1 / 2025

Upload your
Supplier Certificates
with ease

Dataspace OS NOVA

COMPANY PROFILE
Profile Center
Create Profile

CERTIFICATION MGMT
Your Certificates
Add certificate
Partner Certificates

Home → Your Certificates

Certificates of your company

Search for Certifier, Registration ... | Select certificate type | Select a validity status | + Add certificate

TYPE	CERTIFIER	VERSION	REGISTRATION NUMBER	VALID UNTIL
ISO 45001	TÜV	2015	542329233	28.02.2025 ✓
IATF 16949	TÜV	2016	81221903	31.09.2024 ⚠
ISO 14001	TÜV	2022	12812932	28.05.2025 ✓
AEO	DQS	-	542329233	03.05.2027 ✓
ISO 22301	DQS	2011	23423423	31.12.2023 !
VDA 6.4	DQS	-	234364545	03.05.2027 ✓

Rows per page: 10 | 1 - 7 of 7

Help Center

Dataspace OS **NOVA**

Early Preview: Certificate Management

Step 3

Certificate Management

*available end of Q1 / 2025

Make your
Supplier Certificates
available for your
partners

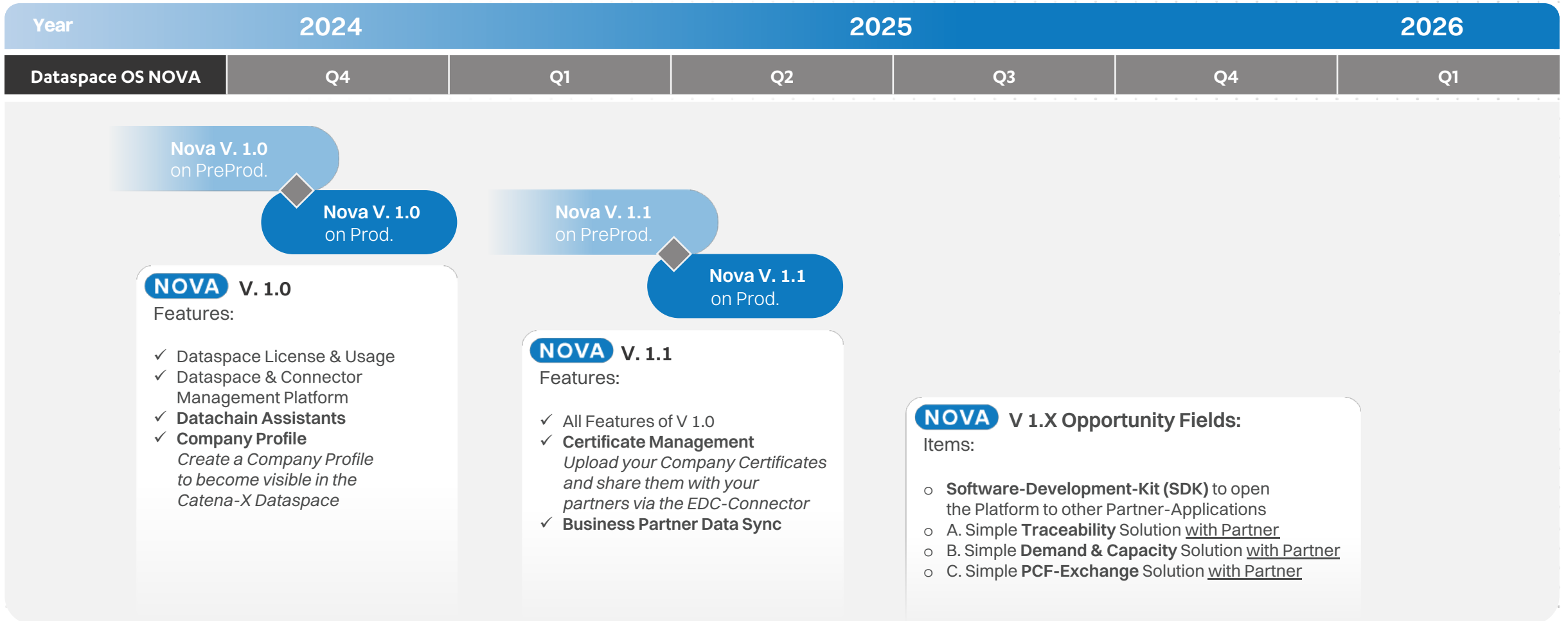
The screenshot displays the Dataspace OS NOVA interface. On the left, a sidebar contains navigation options: 'COMPANY PROFILE' (Profile Center, Create Profile), 'CERTIFICATION MGMT' (Your Certificates, Add certificate, Partner Certificates), and 'Help Center'. The main area is titled 'Your Certificates' and shows a list of certificates with columns for 'TYPE' and 'VALID UNTIL'. A modal dialog box titled 'Sharing partners' is open, showing a progress bar with three steps: '1 Add certificate', '2 Sharing partners', and '3 Validate & Publish'. The dialog prompts the user to 'Define your sharing partners*' and asks 'I want to share with my network: Yes' (radio button) or 'No' (radio button, selected). Below this, there is a field for 'Sharing partners*' with a placeholder 'Enter BPN(S) or BPN(A)' and an 'Add Partner' button. At the bottom of the dialog are 'Back', 'Discard', and 'Next step' buttons.

Dataspace OS **NOVA**

Product Roadmap

Trusted Customers

Sales & Marketing





We want you to become
Dataspace Ready now!

Cofinity-X